












MICORMIG MOBILE



Process table

MIG-MAG					CuSi	Speed Arc	Speed Up
Electrode					VRD	CEL	
TIG							
Gouging							

■ standard for all models
 ▣ standard for certain models
 optionally available

Operation concepts



ControlPro

- "3 steps to weld" operating concept
- infinitely adjustable welding current setting
- Volt-ampere display
- high-luminosity graphic display (OLED) for display of the 3rd main parameter
- Convenient, intuitive menu guidance
- can switch to crater filling (can be set in the submenu)
- 21-stage arc dynamic control
- with automatic setting control (synergic function)
- Welding program selection in the feed compartment
- Switch-over 2-stroke/4-stroke/spot welding/interval welding
- Tiptronic job memory for 100 welding tasks
- fully upgradeable

TECHNICAL DATA



MicorMIG mobile 300



MicorMIG mobile 350

MIG-MAG		
- Welding range (in A)	25-300	25-350
- voltage setting	infinitely variable	infinitely variable
Duty cycle		
- duty cycle 100% 40 °C (in Amps)	200	250
- duty cycle 60% 40 °C (in Amps)	250	300
- duty cycle at max. current 40 °C (in %)	45%	45%
Feeder and wire		
- wire feed unit	4 rolls (2 driven)	4 rolls (2 driven)
- weldable wires steel (in mm)	0,6-1,2	0,6-1,2
- weldable wires aluminium (in mm)	1,0-1,2	1,0-1,2
- weldable wires steel Pulse (in mm)	0,8-1,2	0,8-1,2
- weldable wires aluminium Pulse (in mm)	1,0-1,2	1,0-1,2
- wire spool diameter	up to 300 mm / D300, 200 mm / D200 possible via adapter	
Mains		
- mains voltage (in V)	400	400
- phases (50/60 Hz)	3~	3~
- positive mains tolerance (in %)	15%	15%
- negative mains tolerance (in %)	15%	15%
- max. negative mains tolerance at reduced output power (in %)	30%	30%
- mains fuse (in Amps)	16	16
- mains plug	CEE 16	CEE 16
Dimensions and weights		
- power source dimensions (LxWxH) (in mm)	635x310x547	635x310x547
- weight, power source gas-cooled (in kg)	35	35
Standards and approvals		
- standard	EN 60974-01	EN 60974-01
- protection class (EN 60529)	IP23S	IP23S
- insulation class	F	F
- designation	CE, S	CE, S

Versions



A-system

Compact power source with small external dimensions, including integrated wire feeder; can be customised with separately available accessories